

## Interspecific Karyotyping:

# Putting the Pieces Together!

Take the karyotypes you have just gotten approved by your supervisor, and compare them to the following completed karyotypes. You may click on any picture below for a larger image. When finished, write the following information along the top of your card:


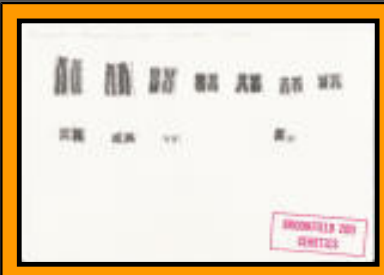







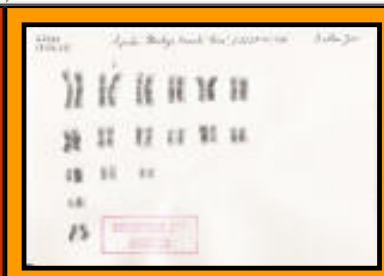
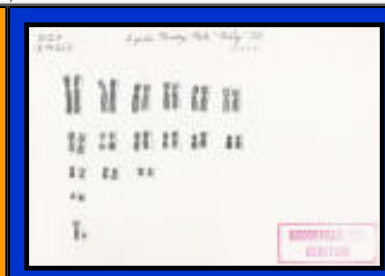

Species name

Origin of Individual

Culture #

Picture #

Be sure to go to the bottom and fill out the completed form. You must be brief in your response and use appropriate language. All inappropriate comments are not posted.

| Arranged Karyotype   | Arranged Karyotype  | Arranged Karyotype   | Arranged Karyotype  |
|--|---|--|---|
|   |   |   |   |
| Arranged Karyotype   | Arranged Karyotype  | Arranged Karyotype   | Arranged Karyotype  |
|  |  |  |  |
| Arranged Karyotype   | Arranged Karyotype  | Arranged Karyotype   | Arranged Karyotype  |
|  |  |  |  |
| Arranged Karyotype   | Arranged Karyotype  |  |   |

Handwritten text in a box with a red border. The text is arranged in several lines and includes a small red stamp in the bottom right corner.

Handwritten text in a box with an orange border. The text is arranged in several lines and includes a small red stamp in the bottom right corner.

